




BAY #1, 2320 - 35TH AVE NE, CALGARY, AB. T2E 6S9 | PH: 403.444.1444 | WWW.SECUREDBYTRITON.COM


SUPPORT LOCAL SERVICES. PROUD TO BE CANADIAN.

SECURITY SYSTEM QUICK REFERENCE GUIDE #1

TO ARM ENTIRE SYSTEM – BOTH INTERIOR AND PERIMETER

- Close all windows and doors (the green Ready light will turn ON)
- Press and hold  (Away) for 2 seconds (the keypad will beep rapidly 5 times and the red Armed light will turn ON)
- Exit premises before the delay time expires




TO DISARM SYSTEM WHEN YOU RETURN

- When you enter through the door, the keypad will emit a steady warning tone
- Enter your 4-digit Master Code or User Code (the armed light will turn OFF)
- If you make an error, press  and enter the 4-digit code again

TO ARM PERIMETER OF BUILDING AND STILL MOVE FREELY INSIDE

- Press and hold  (Stay) for 2 seconds



TO ARM SYSTEM WITH DOOR OR WINDOW OPEN

- Press   while disarmed
- The Bypass light will flash
- Enter the 2-digit zone number to be bypassed
- To exit the Bypass function press 

TO SILENCE ALARM

- Enter your 4-digit Master Code or User Code

WHEN TROUBLE LIGHT COMES ON

- Press  
- Some keypads will describe the Trouble (full-message keypads); others will only identify the Trouble number (fixed-message and LED keypads)
- If Trouble number 8 is lit, the time and date needs to be reset (see reverse)
- For all other trouble conditions, contact your security provider





BAY #1, 2320 - 35TH AVE NE, CALGARY, AB. T2E 6S9 | PH: 403.444.1444 | WWW.SECUREDBYTRITON.COM

SUPPORT LOCAL SERVICES. PROUD TO BE CANADIAN.

SECURITY SYSTEM QUICK REFERENCE GUIDE #2

TO SET TIME AND DATE

- Press ***** **6** and enter the 4-digit Master Code
- 1 long beep indicates an error, press **#** and enter the Master Code again
- After 4 short beeps, press **1** then 10 digits, 2 each for the hour, minute, month, day and year (HH:MM MM/DD/YY)
 - Use a 24-hour clock (e.g. 8:30 pm = 20:30)
 - Use 2 digits each to indicate the month and day (e.g. March 8 = 03 08)
 - Only enter the last 2 digits of any given year (e.g. 2007 = 07)

TO ENABLE DOOR CHIME FEATURE

- Press and hold **🔔** (Door Chime) for 2 seconds
- 3 beeps = ON; 1 long beep = OFF

CHANGING KEYPAD BUZZER TONE

- If using a PK5500 keypad, press ***** **6** and enter the 4-digit Master Code then proceed with the following:
 - Scroll to the phrase "Buzzer Control" and press *****
- If using an LED or fixed-message keypad, press ***** **6** and enter the 4-digit Master Code then proceed with the following:
 - Press and hold **←** (Left Arrow)
 - The tone will change
 - When the desired tone is identified, release **←** (Left Arrow)

TO SOUND AN ALARM MANUALLY

- Press and hold **🔥** (Fire) or **⚠️** (Emergency) **🚪** or (Panic) for 2 seconds

